



Service Delivery Area –West

Argyll & Bute Local Fire and Rescue Plan

Performance Report (April – September 2014)

CONTENTS

Foreword 3

Section 1: Introduction 4

Section 2: Performance Criteria 5

Section 3: Performance Outcomes & Measures 6

Foreword

This local performance report for Argyll & Bute covers the first half of the reporting year; April – September 2014 inclusively.

The Local Fire Plan 2014 – 17 sets out the priorities for the next 3 years in order that the Fire and Rescue Service will meet the objectives of the Argyll & Bute Single Outcome Agreement 2013 - 23. This has seen the creation of Local Performance Indicators (LPI) that provide a focus on delivering these priorities and have been set at a challenging level intended to deliver a meaningful difference to our communities and staff alike.

It is pleasing to report, following analysis of the LPI's, that the overall trend is one of a reducing fire risk profile. Of the 8 KPI's, **6** have been assessed as Green, and **2** at Red.

There has been a reduction in dwelling house fires and it is pleasing to report no fire fatalities occurred during the first quarter of this reporting period and fire casualties, who have suffered minor effects from fires in dwellings, remains low.

Responses and attendance at Automatic Fire Alarms (AFA) calls remain at a high level however, through our policies and procedures we are beginning to see a slight decrease on numbers previously reported.

The heart of our campaign for safer communities is our FREE Home Fire Safety Visits initiative. These are carried out by our staff to reduce the number of fires and casualties within the home. Due to the high numbers of personnel who are employed as 'on call' Firefighters within Argyll & Bute there are challenges on how we will continue to grow this number in future reports.

Road Safety remains a concern for all partners across Argyll & Bute and will continue to focus the attention of all emergency services. This year so far has seen an increase in activity across this LPI and we will continue our efforts to provide information and education to everyone who lives, works and visits Argyll & Bute.

Paul Connelly
LOCAL SENIOR OFFICER

Section 1 Introduction

This report provides detail on the performance of the Scottish Fire and Rescue Service in the Argyll & Bute area. In doing so it outlines our progress in the delivery of local priorities as set out within the Local Fire and Rescue Plan and the Scottish Fire and Rescue Service framework document.

The outcomes and measures provided in this report details a blend of quantitative and qualitative information to support committee members in their local scrutiny role.

The Service aspires to deliver very high standards to our communities and our current performance is testament to the commitment, professionalism and dedication of our staff and the positive local partnerships embedded within the Argyll & Bute Community Safety working groups.

However, we recognise that wherever our performance falls short of expectations we will respond promptly to address the areas of concern.

The report contains a series of Local Performance Indicators (LPI) that provides an assessment of the fire risk within Argyll & Bute by:

- Subdividing the various fire related incidents into meaningful categories
- Setting out our direction of travel in reducing that risk
- Contextualising the fire risk profile
- Confirming the continued proactive measures that the Scottish Fire and Rescue Service are implementing.

Section 2 Performance Criteria

Each LPI has been set a challenging performance target which aims to deliver continuous improvement.

Our current suite of targets is not necessarily permanent and will be kept under continual review to reflect that risk reduction is a continual and dynamic process in an ever changing environment

Local Performance Indicator Target

LPI 1	Accidental Dwelling Fires	<i>comparing a three year rolling average deliver a reduction</i>
LPI 2	Deliberate Dwelling Fires	<i>comparing a three year rolling average deliver a reduction</i>
LPI 3	Fatalities Dwelling Fires	<i>comparing a three year rolling average deliver a reduction</i>
LPI 4	Non-Fatal Fire Casualties	<i>comparing a three year rolling average deliver a reduction</i>
LPI 5	Deliberate Fire Setting	<i>comparing a three year rolling average deliver a reduction</i>
LPI 6	Casualties - Non Fire Emergencies	<i>comparing a three year rolling average deliver a reduction</i>
LPI 7	Automatic Fire Alarms	<i>comparing a three year rolling average deliver a reduction.</i>
LPI 8	Home Fire Safety Visits	<i>Deliver to target as set by Protection and Prevention Directorate</i>

We have employed a Red, Amber, and Green (RAG) performance status measure that is primarily based against the previous rolling average of three years incident data.

This allows us to take into account seasonal and yearly fluctuations within each LPI by allowing for deviation from normal activity levels.

The Service has not used a percentage criterion for its RAG assessment. This is due to a number of the LPI's already having a relatively low baseline in terms of number of incidents i.e. a reduction from eight to four incidents within a limited timescale would show a 50% decrease and not necessarily provide a true reflection of the risk level.

Detailed below is an explanation of the RAG rating:

Red:	The risk level is greater than our target over the three year period
Amber:	The risk level is marginally outwith our target over the three year period
Green:	The risk level is in line or better for our target over the three year period

Alongside each LPI in Section 3 we have provided further context within a situational assessment that provide the necessary information for the committee to scrutinise the Service's current performance.

Section 3 Performance Outcomes & Measures

Determining how successful the Service is in reducing the fire risk profile within Argyll & Bute is a complex task.

There are many factors that may impact on our ability to reduce fire risk. External environmental factors such as deprivation, substance dependency and lifestyle to name but a few can influence the fire risk profile within the area.

In recent years, positive progress has been delivered in reducing the fire risk profile and our task remains to continuously improve these risk levels further.

The current Service approach to risk reduction is to pro-actively focus our activities on our neighbourhoods whom statistically are at higher risk from fire and identifying vulnerable persons within our communities.


Working locally with our partners is a key element in delivering improved safety outcomes.

The RAG assessment highlights the continual improvements that have been made during this reporting period and identifies areas where future work is required to be carried out.


Local Performance Summary Table		
LPI	Risk	RAG status
01	Accidental Dwelling Fires	Green
02	Deliberate Dwelling Fires	Green
03	Fatalities from Dwelling Fires	Green
04	Non-Fatal Fire Casualties	Green
05	Deliberate Fire Setting	Green
06	Casualties from Non Fire Emergencies	Red
07	Automatic Fire Alarms	Green
08	Home Fire Safety Visits	Red

Detailed below is an outline of each LPI with an assessment of progress against the risk reduction target and outcome we are seeking to deliver with a situational analysis sets out the response to the assessment.


LPI 01 – Accidental Dwelling Fires

<p>LPI Assessment: The same Year to Date (YTD) period average over the previous three years confirms a downward trend in relation to the number of accidental dwelling house fires.</p> <p>The average over the last three years for Q1 & Q2 is 37 whilst this YTD there have been 35 accidental dwelling house fires.</p>	
<p>Situational Analysis: We are taking a proactive approach to reducing the fire risk by targeting higher risk areas and identifying, with support from our partners, high risk individuals. This is the main theme of our Home Fire Safety Visit initiative and is key to reduce fires and fire deaths in our communities.</p> <p>Operational crews are increasing the number of home fire safety visits in our relatively higher risk neighbourhoods with a view to reducing the risk of fire within the home.</p> <p>Operational personnel and partner agencies continue to refer higher risk vulnerable persons and are subject to a multi-agency case conference to ensure individuals and the community remain safe from fire.</p>	


LPI 02 – Deliberate Dwelling Fires

<p>LPI Assessment: The same YTD period average over the previous three years confirms a downward trend in relation to the number of deliberate dwelling fires.</p> <p>The average over the last three years for Q1 & Q2 is 6 and this YTD there have been 4 deliberate dwelling house fires.</p>	
<p>Situational Analysis: This number is relatively low when compared to other Local Authority areas; we will continue to work with our partners in Police Scotland to ensure that it remains low by ensuring all incidents are fully investigated as to the cause and origin.</p>	

LPI 03 – Fatalities Dwelling Fires

<p>LPI Assessment: It is pleasing to report that there have been no fatal fire casualties in this YTD.</p>	
<p>Situational Analysis: Although the zero fire fatalities is pleasing to note the Service is not being complacent. We are increasing our community safety activities within areas where there is the highest risk of a dwelling house fire occurring.</p>	

LPI 04 – Fire Casualties

<p>LPI Assessment: The same YTD period average over the previous three years confirms a downward trend in relation to the number of Non-Fatal Fire Casualties.</p> <p>The average over the last three years for Q1 & Q2 is 7 casualties and this YTD there have been 6 Fire Casualties</p>	
<p>Situational Analysis: To place into context it is worth highlighting the difference between frequency and severity. All of the fire casualties recorded required only minor first aid treatment at the scene.</p>	

This highlights the effective use of smoke detectors in alerting occupants to the situation and also to the speed and weight of attack of fire and rescue resources available.

LPI 05 – Deliberate Fire Setting

LPI Assessment:

The same YTD period average over the previous three years confirms a **downward** trend in relation to Deliberate Fire Setting.

The average for Deliberate Primary Fire Setting over the last three years for Q1 & Q2 is 16 and this YTD there have been **7** Deliberate Primary Fires

The average for Deliberate Secondary Fire Setting over the last three years for Q1 & Q2 is 52 and this YTD there have been **30** Deliberate Secondary Fires.

Situational Analysis:

This LPI includes deliberate primary and secondary fires. A primary fire is designated as a fire that involves a building or property and a secondary fire is defined as a fire in refuse or on grass or heathland. These are an indication of Anti-Social Behaviour and/or criminal acts

To reduce the risk of deliberate other building fires we are utilising the support of our partners working within the CPP to identify derelict or vacated properties and make them secure.

Operational crews are engaging in a variety of multi-agency youth diversionary projects e.g. Young Firefighters Schemes and Fire reach programmes.

A wetter spring time saw a reduction in the number of grass and heath fires experienced, this increased slightly through the summer, however it is pleasing to note that Q2 was still a reducing trend.



LPI 06 – Casualties from Non Fire Emergencies

LPI Assessment:

The same YTD period average over the previous three years confirms an **upward** trend in relation to Casualties from Non-Fire Emergencies.

The average for Casualties from Non-Fire Emergencies over the last three years for Q1 & Q2 is 30 and this YTD there have been **42** Casualties from 43 Road Traffic Collisions (RTC).

Situational Analysis:

This LPI includes casualties from emergencies that do not include fire ie RTC, flooding and other forms of entrapment. These forms of emergencies are known as Special Services.


Our performance in the YTD has seen a slight reduction overall in the Special Services attended to **85** incidents in Q1 & Q2 down from a 3 year average of 86. However this years activity with regards to RTCs is up significantly after a period of decline in recent years.

Analysis shows that Mid Argyll remains the hotspot for activity and the A82 and A83 remain the worst affected roads for RTCs.


A recent initiative by Police Scotland to reinstate the Road Policing Group should act as the impetus for all partners within the CPP to see this as a main piece of work to improve our performance.



LPI 07 – Automatic Fire Alarms

<p>LPI Assessment: The same YTD period average over the previous three years confirms a downward trend in relation to Automatic Fire Alarms.</p> <p>The average for Automatic Fire Alarms over the last three years for Q1 & Q2 is 474 and this YTD there have been 434 Automatic Fire Alarm actuations.</p>	
<p>Situational Analysis: The Service aims to focus on reducing the number of AFA's during 2014-15 supported by applying national policy and process to assure a consistent approach. This direction of travel is pleasing to note.</p>	

LPI 08 – Home Fire Safety Visits

<p>LPI Assessment: The same YTD period average over the previous three years confirms a downward trend in relation to number Home Fire Safety Visits completed.</p> <p>The SFRS have set a challenging target of increasing the number and quality of Home Fire Safety Visits within the Argyll & Bute area in this reporting year.</p> <p>In Q1 & Q2 our operational crews and Community Action Teams have carried out 489 home visits, from these visits 279 homes were deemed as high risk, 135 at medium risk and 75 at low risk. This number, whilst significant, has unfortunately fallen slightly short of the target set for the area.</p>	
<p>Situational Analysis: Home Fire Safety Visits are free for everyone within our communities, they remain our prime means of contacting the public to ensure that they are safe from fire and other hazards in the home and we urge all partners to assist in the process of referring people for a Home Fire safety Visit.</p> <p>We will continue to target those deemed at highest risk within our community.</p>	